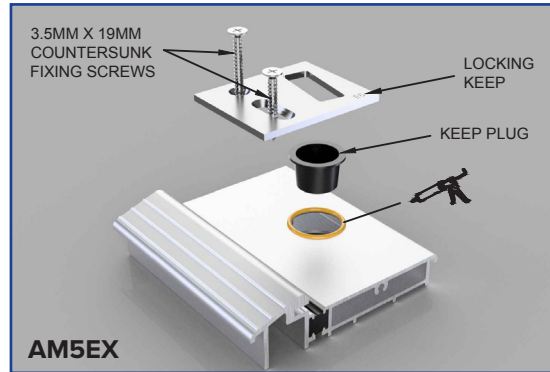

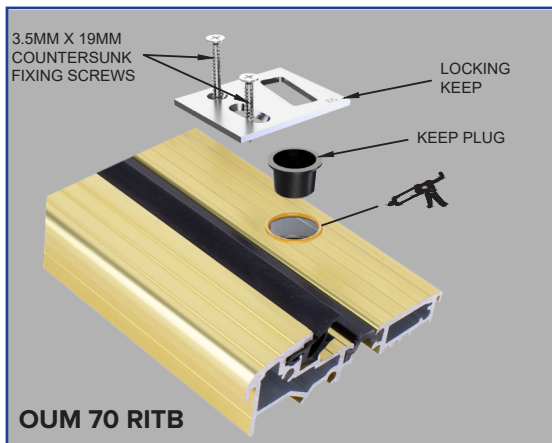


## STORMGUARD THRESHOLD KEEPS



## EXITEX THRESHOLD KEEPS



### PARTS FOR FITTING:

- The keeps are screwed to the inside of the bottom of the door sash.
- The end caps are taped to the threshold
- The black keep plugs will be found in a bag with the face drain caps, taped to the sash using green tape.

### Recommended Installation:-

- Mark on the threshold the centre of the shootbolt extension that extends out from the bottom of the door sash.
- Drill an 18mm hole into the threshold through both skins, for each shootbolt extension to lock into.
- Silicone inside the holes so they are watertight, then push the plastic plugs supplied into each hole.
- Position and fit the keep plates over each hole. This allows you to adjust for compression, just move the keep to suit either way, whether you require more compression or less.

**For further assistance, call 01702 613733**

**[www.climatec-windows.co.uk](http://www.climatec-windows.co.uk)**

11-14 Fletchers Square, Temple Farm Industrial Estate, Southend-on-Sea, Essex SS2 5RN