



OVERHEAD SLOT VENTS

Inside:

- REHAU Overhead Slot Vent Extender
- Residence Collection Overhead Slot Vent Canopy
- Deceuninck Overhead Slot Vent - **soon to be discontinued**

For further assistance, call 01702 613733

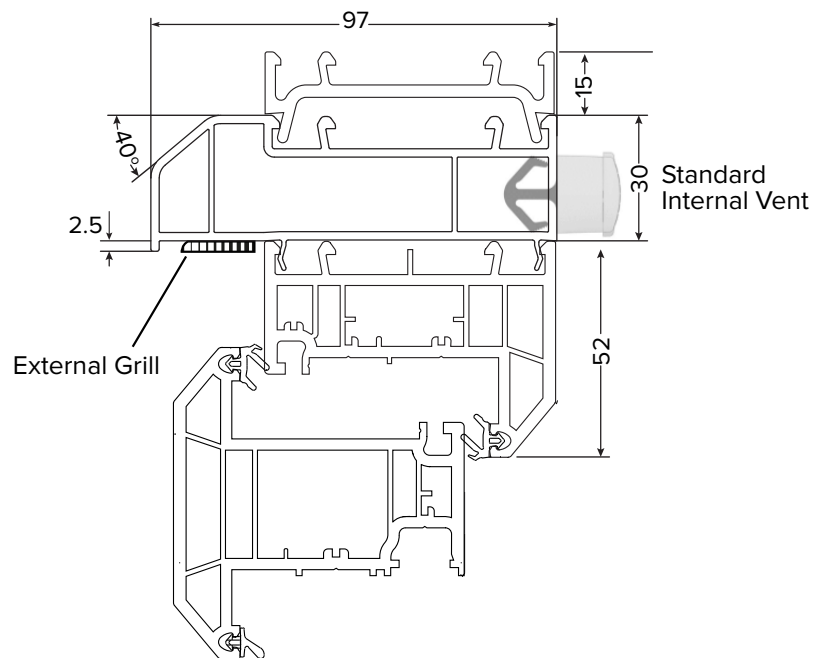
www.climatec-windows.co.uk

11-14 Fletchers Square, Temple Farm Industrial Estate, Southend-on-Sea, Essex SS2 5RN

OVERHEAD SLOT VENT - REHAU TOTAL70C / 70S

All standard REHAU Foil colours available.

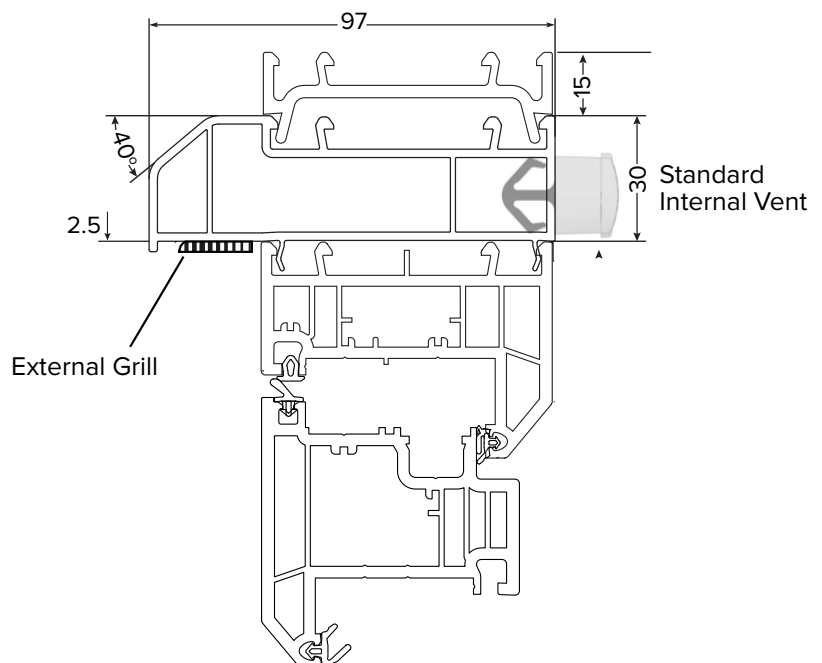
Optional 15mm Extender for plasterline clearance.



OVERHEAD SLOT VENT - REHAU RIO

All standard REHAU Foil colours available.

Optional 15mm Extender for plasterline clearance.



For further assistance, call 01702 613733

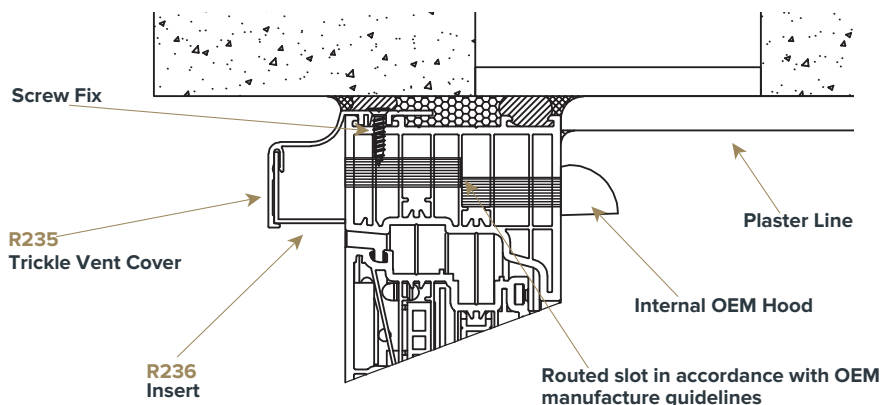
www.climatec-windows.co.uk

11-14 Fletchers Square, Temple Farm Industrial Estate, Southend-on-Sea, Essex SS2 5RN

OVERHEAD SLOT VENT - RESIDENCE COLLECTION - R7 & R9

Available Colours -

Grained White, Cotswold Biscuit, Cream, Cotswold Green, Painswick, English Oak, Irish Oak, Silvered Oak, Coarse Lawn, Eclectic Grey, No10 Black, Golden Oak, Rosewood



FITTING

- Trickle vent covers must be fitted to the frame prior to installation into the rebate.
- Trickle vent should be screw fixed to frame 50mm from each end and every 500mm thereafter.
- The external trickle vent cover must be fitted to a minimum of the full length of the frame. Where installation is known, and possible, cut the vent cover for wall to wall installation or the full width of the element.
- The ends of the trickle vent cover need to be treated with a clear anti-corrosion inhibitor (eg Hammerite paint) prior to installation.
- To reduce air leakage it is recommended to seal horizontal members of the frame where trickle vents are applied with butyl tape.

SPECIAL NOTE If you are installing the trickle vent on a bay window, please ensure all ends are mitre cut. This will allow for a smooth finish across the whole bay window.

TESTING

- Tested in accordance with BS EN 13141-1
- Patent pending: GB2305143.6
- Design pending: GB6274085, GB6274086, GB6274087, GB6274088

FIXING WITH ADD-ON

STEP 1

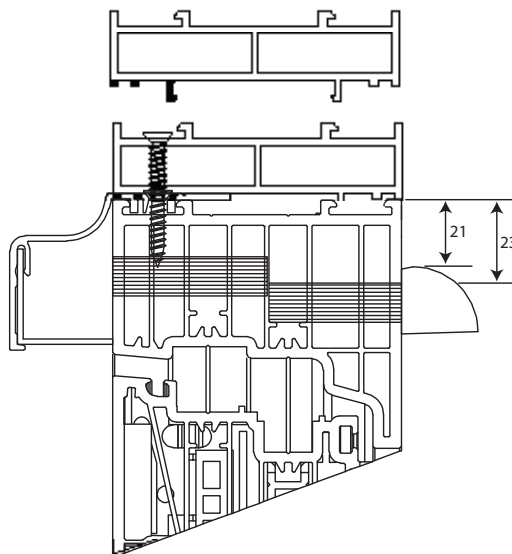
Remove details from add-on profile as indicated, flush with bottom of add-on profile.

STEP 2

Pre-drill screw fixing through add-on profile and vent cover.

STEP 3

Fix add-on profile using minimum 30mm long screw.



For further assistance, call 01702 613733

www.climatec-windows.co.uk

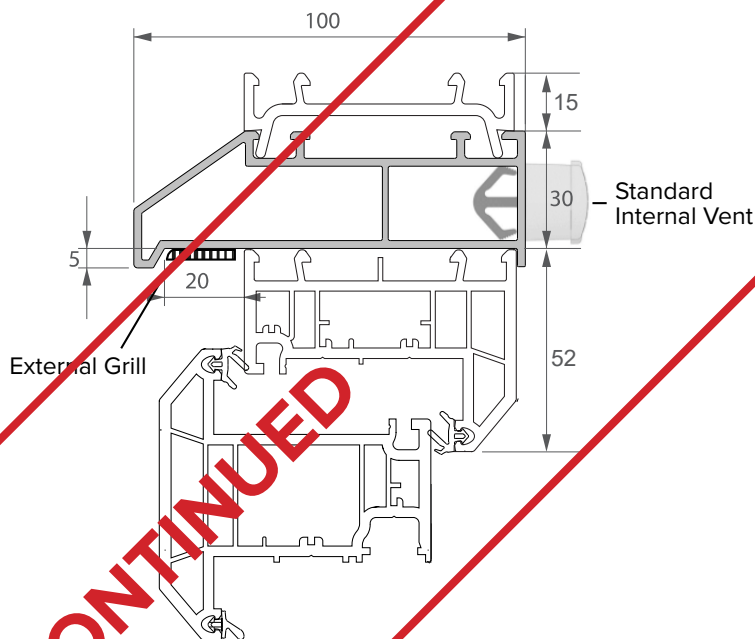
11-14 Fletchers Square, Temple Farm Industrial Estate, Southend-on-Sea, Essex SS2 5RN

DECEUNINCK OVERHEAD SLOT VENT - REHAU TOTAL70C / 70S

Available Colours -

Whitegrain, Clotted Cream, Pearl Grey, Elephant Grey, Anthracite Grey (grained), Anthracite Grey (smooth), Slate Grey (grained), Schwarzbraun, Golden Oak, Rosewood, Irish Oak, Chartwell Green, Midnight Black.

All the above colours are also available on white.

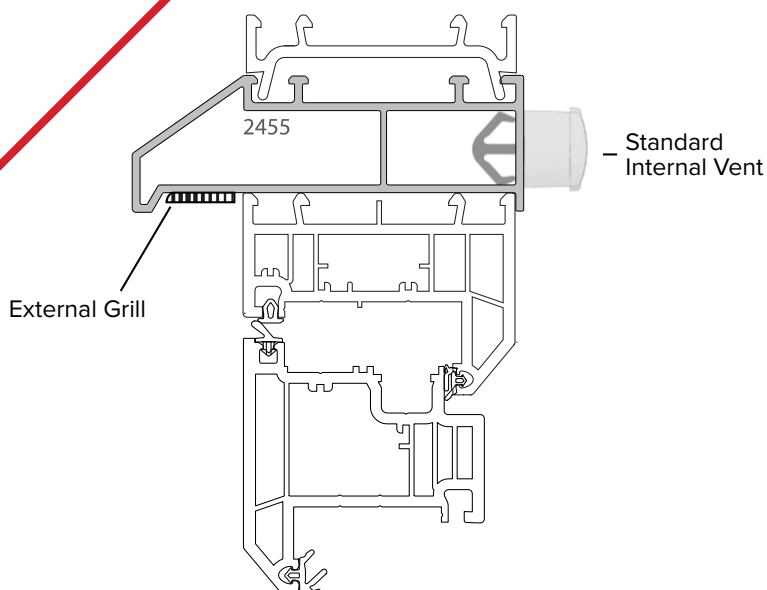


DECEUNINCK OVERHEAD SLOT VENT - REHAU RIO

Available Colours -

Whitegrain, Clotted Cream, Pearl Grey, Elephant Grey, Anthracite Grey (grained), Anthracite Grey (smooth), Slate Grey (grained), Schwarzbraun, Golden Oak, Rosewood, Irish Oak, Chartwell Green, Midnight Black.

All the above colours are also available on white.



For further assistance, call 01702 613733

www.climatec-windows.co.uk

11-14 Fletchers Square, Temple Farm Industrial Estate, Southend-on-Sea, Essex SS2 5RN