






Fixing details for secret fixing method.

1. Drill 13mm hole through 2 skins of plastic and 1 skin of steel to the centre of where pull knob is to be located.
2. Using an 8mm hex key thread secret fix thread nut into the sash.
3. Remove straight through fixing nut from thread bolt and then thread the bolt into the pull knob. (Small amount of grease may be needed).
4. Cut thread bolt down to 30mm.
5. Put rose onto the pull knob and thread into door sash until pinch tight.



Fixing details for straight through fixing method.

1. Drill 8mm hole through 2 skins of plastic and 1 skin of steel then repeat from opposite face of profile ensuring you have measured accurately the hole centres of each side.
2. Remove straight through fixing nut from thread bolt and then thread the bolt into the pull knob.
3. Push thread bolt through the holes in door sash and cut to length then secure with nut end.

For further assistance, call 01702 613733

www.climatec-windows.co.uk

11-14 Fletchers Square, Temple Farm Industrial Estate, Southend-on-Sea, Essex SS2 5RN