



DOOR PANELS & MOULDINGS

Inside:

- Flat Panels
- Standard Panels
- Decorative Panel & Mouldings

For further assistance, call 01702 613733

www.climatec-windows.co.uk

11-14 Fletchers Square, Temple Farm Industrial Estate, Southend-on-Sea, Essex SS2 5RN

FLAT UPVC PANELS

- Flat panels for uPVC doors
- 28mm Thickness
- Reinforcing Options available:-
 - 4mm Standard Reinforcing
 - 4mm and Ali Reinforcing
 - 8mm Standard Reinforcing
 - PAS24 Enhanced Security Reinforcing
- Can be used with decorative mouldings to enhance door design.
- 21 colours available:
White, Whitegrain, Clotted Cream, Turner Oak, Irish Oak, Golden Oak, Mahogany, Rosewood, Midnight Black, Schwarzbraun, Anthracite Grey (grained), Anthracite Grey (smooth), Slate Grey (grained), Elephant Grey, Pearl Grey, Pebble Grey (grained), Chartwell Green, Sage, Racing Green, Ruby Red, Steel Blue.



For further assistance, call 01702 613733

www.climatec-windows.co.uk

11-14 Fletchers Square, Temple Farm Industrial Estate, Southend-on-Sea, Essex SS2 5RN

STANDARD UPVC PANELS

- Over 30 standard door panel designs available, plus Shiplap, half panels and quarter panel options
- Manufactured using advanced technology that bonds two PVC skins to a variety of reinforcing materials ensuring the integrity of the panel against heat and moisture.
- Enhanced Security options available
- Brochure available showing all designs available can be found in the information centre of our website www.climatec-windows.co.uk



standard panels:



Kensington Two



Sandringham Three



Modern 5101



Monaco One



Shiplap



Hanover Half



Manor Half



Manor Half Inverted

For further assistance, call 01702 613733

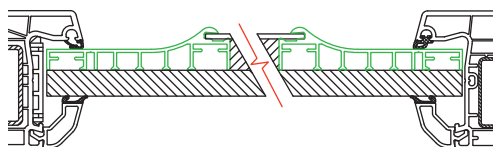
www.climatec-windows.co.uk

11-14 Fletchers Square, Temple Farm Industrial Estate, Southend-on-Sea, Essex SS2 5RN


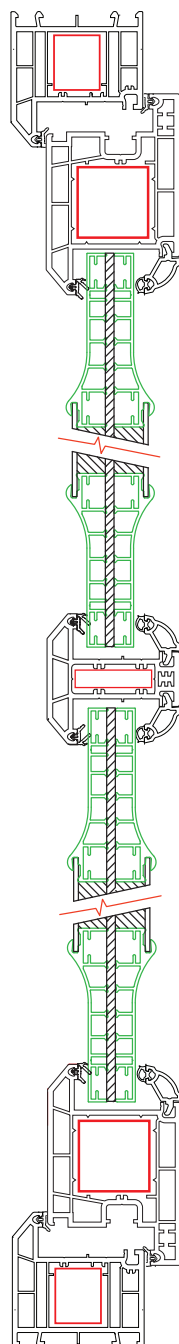
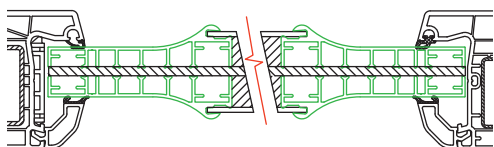
DECORATIVE PANEL - RAISED & FIELDDED PANEL

- Custom made infill panel
- Panel is raised from it's outer edges creating a 3D effect.
- Upgrade a door design by using the panel and mouldings together
- Colours available (not available as standard white): Whitegrain, Turner Oak, Irish Oak, Golden Oak, Rosewood, Midnight Black, Schwarzbraun, Anthracite Grey (grained), Anthracite Grey (smooth), Elephant Grey, Pearl Grey, Pebble Grey (grained), Chartwell Green, Sage, Racing Green, Ruby Red, Steel Blue.

Single Raised and Fieldded Panel (28mm, 36mm and 44mm)



Double Raised and Fieldded Panel (36mm and 44mm only)



Raised and Fieldded Panel



Raised and Fieldded Panel with Bolection 020 Moulding

For further assistance, call 01702 613733

www.climatec-windows.co.uk

11-14 Fletchers Square, Temple Farm Industrial Estate, Southend-on-Sea, Essex SS2 5RN

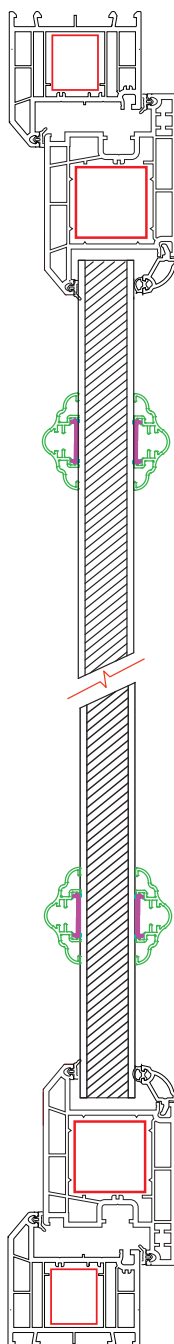
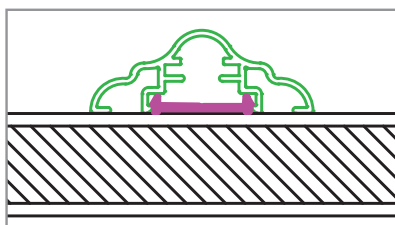
DECORATIVE MOULDINGS - LR200

- Decorative moulding frames made from high grade aluminium
- All moulding frames are made to size
- Upgrade a door design by using the mouldings together with a decorative or flat panel
- Colours available (not available as standard white):
Whitegrain, Turner Oak, Irish Oak, Golden Oak, Rosewood, Midnight Black, Schwarzbraun, Anthracite Grey (grained), Anthracite Grey (smooth), Elephant Grey*, Pearl Grey, Pebble Grey (grained), Chartwell Green, Sage, Racing Green*, Ruby Red*, Steel Blue*.

*Special order



LR200 Mouldings



For further assistance, call 01702 613733

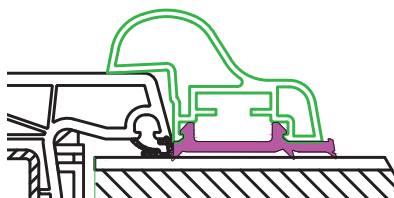
www.climatec-windows.co.uk

11-14 Fletchers Square, Temple Farm Industrial Estate, Southend-on-Sea, Essex SS2 5RN

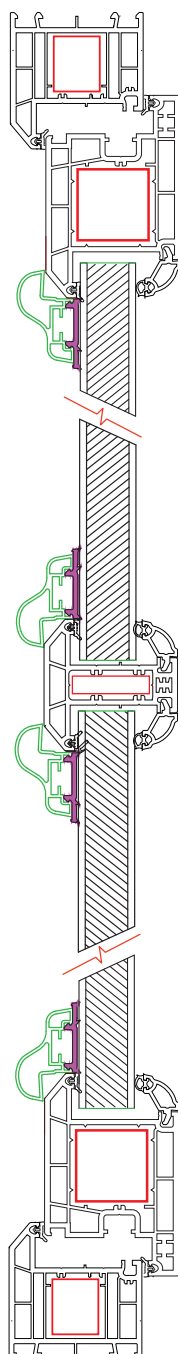
DECORATIVE MOULDINGS - BOLECTION 020

- Decorative moulding frames made from high grade aluminium
- All moulding frames are made to size
- Upgrade a door design by using the mouldings together with a decorative or flat panel
- Colours available (not available as standard white):
Whitegrain, Turner Oak, Irish Oak, Golden Oak, Rosewood, Midnight Black, Schwarzbraun, Anthracite Grey (grained), Anthracite Grey (smooth), Elephant Grey, Pearl Grey, Pebble Grey (grained), Chartwell Green, Sage*, Racing Green*, Ruby Red*, Steel Blue*.

*Special order



Bolection 020 Mouldings



Bolection020



Raised and Fielded Panel
with Bolection 020 Moulding

For further assistance, call 01702 613733

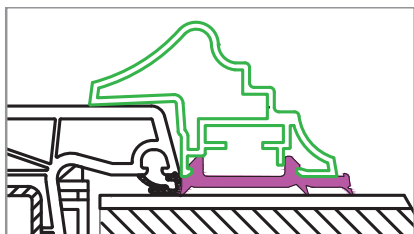
www.climatec-windows.co.uk

11-14 Fletchers Square, Temple Farm Industrial Estate, Southend-on-Sea, Essex SS2 5RN

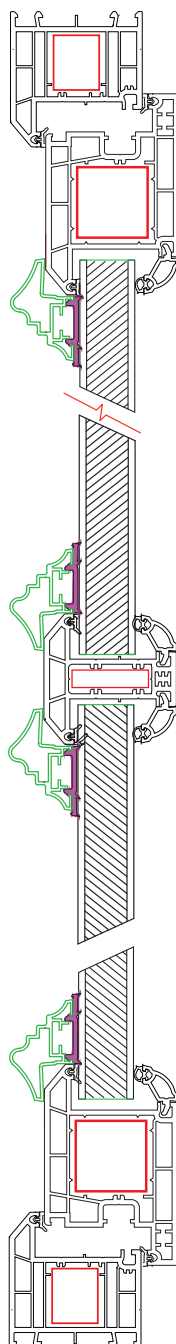
DECORATIVE MOULDINGS - BOLECTION 030

- Decorative moulding frames made from high grade aluminium
- All moulding frames are made to size
- Upgrade a door design by using the mouldings together with a decorative or flat panel
- Colours available (not available as standard white):
Whitegrain, Turner Oak*, Irish Oak, Golden Oak, Rosewood*, Midnight Black, Schwarzbraun*, Anthracite Grey (grained), Anthracite Grey (smooth), Elephant Grey, Pearl Grey, Pebble Grey (grained)*, Chartwell Green, Sage*, Racing Green*, Ruby Red*, Steel Blue*.

*Special order



Bolection 030 Mouldings



Bolection 030



Raised and Fielded Panel
with Bolection 020 Moulding

For further assistance, call 01702 613733

www.climatec-windows.co.uk

11-14 Fletchers Square, Temple Farm Industrial Estate, Southend-on-Sea, Essex SS2 5RN